


## Locate the Center of a Circle:

### Construction with Demo Work:

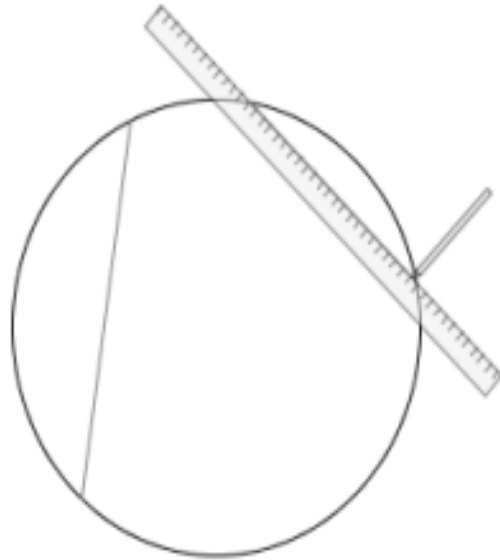
Draw a circle with given measurement.



### A circle with given radius

Draw two chords of any measurement. For greatest accuracy, avoid chords that are nearly parallel.

**Construction with Demo Work:**

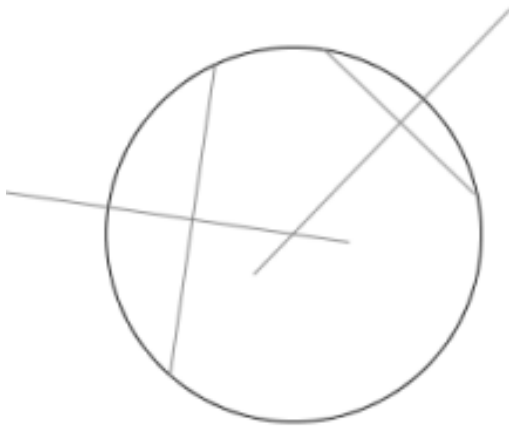


**Two chords in a circle**

<http://tec.edu.pk>  
akber.khushroo

### Construction with Demo Work:

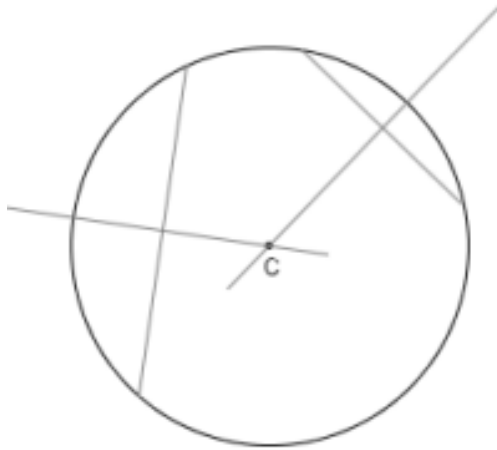
Construct the perpendicular bisector of one of the chords by drawing bisectors. Draw the bisector of the other chord.



Bisectors of two chords intersecting at one point

The point where the two lines intersect is the center **C** of the circle.

### Construction with Demo Work:



Center of the Circle C is obtained

### Conclusion:

The method relies on the fact that, for any chord of a circle, the perpendicular bisector of the chord always passes through the center of the circle.

By applying this twice to two different chords, the center is established where the two bisectors intersect.